

Diversity and inclusive primary healthcare

Ayan Said
PHARMAC Seminars
19 September 2017

What we will cover

Definition of Refugee and Refugees Arrive in NZ

Female Genital Mutilation (FGM)

Case Study

Definition of a Refugee

“A refugee is a person who, owing to a well-founded fear of being persecuted for reasons of race, religion, nationality, membership of a particular social group or political opinion is outside the country of his nationality and is unable, or owing to such fear, is unwilling to avail himself of the protection of that country.”

- 1951 Convention Relating to the Status of Refugees

Statistics



3 Ways Refugees Arrive in NZ

Quota Refugees

750 (+/- 10%), Settlement support funded by MBIE

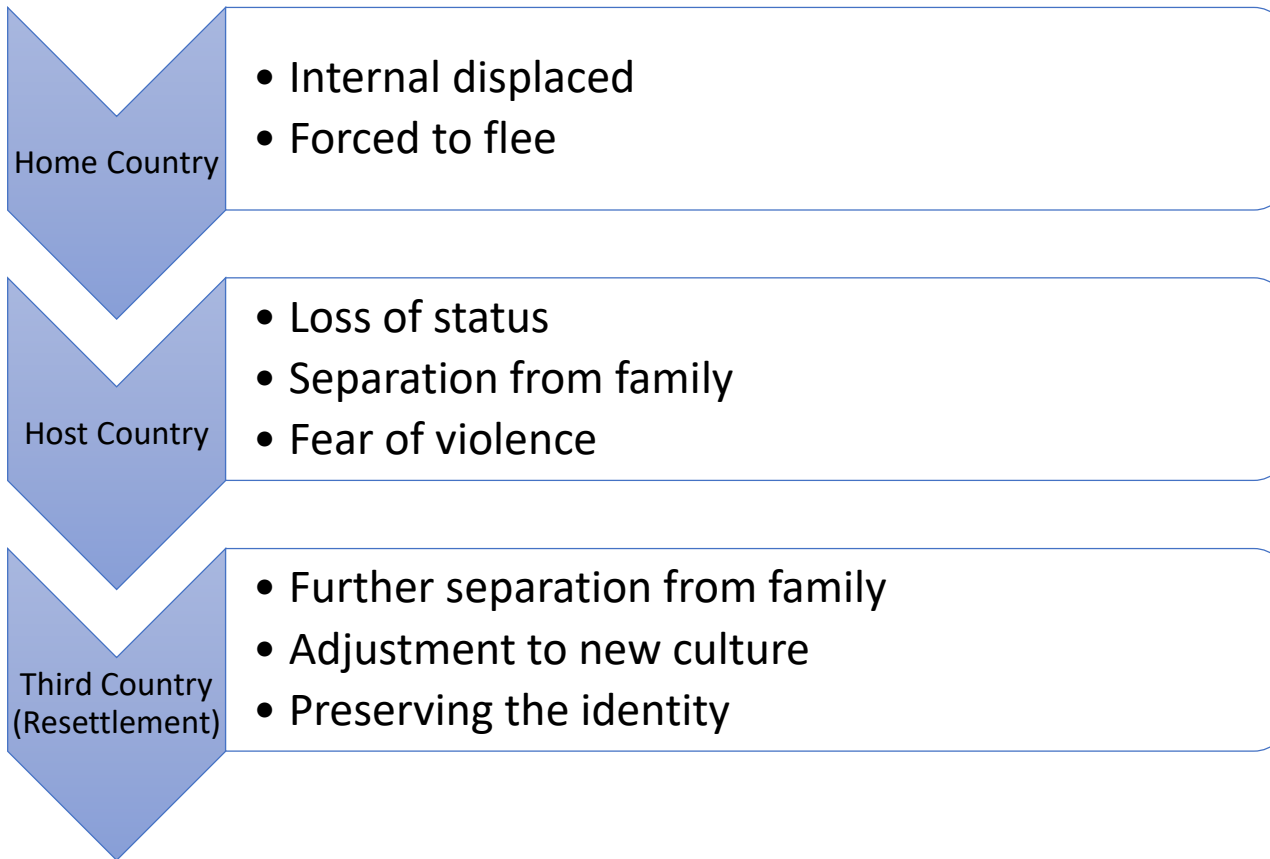
Refugee Family Support Category

Up to 300/yr

Convention Refugees (asylum seekers)

Around 300-350 applications/yr, around 30% accepted

Refugee Migration Process



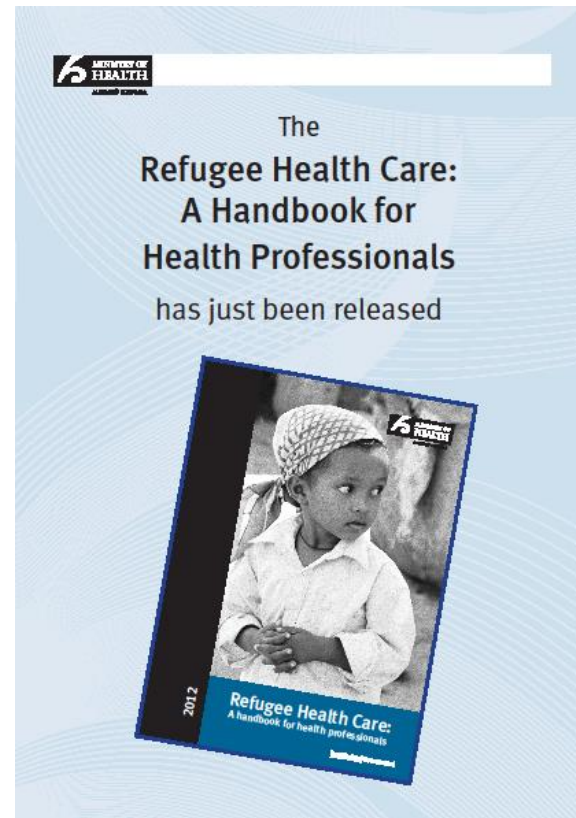
Challenges facing Resettlement of Refugees

- Language
- Culture
- Schools
- Employment
- Transportation
- Bills
- Budget
- Banking
- Health and Mental Health
- Substance Abuse
- Climate
- Loss



Why do people from refugee backgrounds need special consideration as users of health services ?

- Vulnerable communities: low socio-economic families; high fertility rates; women at risk; medical/disabled category
- Reducing inequalities: CVD/Diabetes; poor oral health; acculturation impacts
- Equitable access: low English language and literacy levels; interpreters needed



Health care experiences and health seeking behaviour

- Psychological health on arrival
- Rape and Torture
- Resettlement Issues
- Grief, Loss and Isolation
- Loneliness
- Physical health
- Intergenerational Issues
- Previous health care experiences
- Unfamiliarity with concept of screening
- Limited health knowledge
- Religious beliefs
- Traditional role of women
- Myths & beliefs surrounding health care







Female Genital Mutilation (FGM)

'All procedures which involve partial or total removal of the external female genitalia, or other injury to the female genital organs for non-medical reasons.'

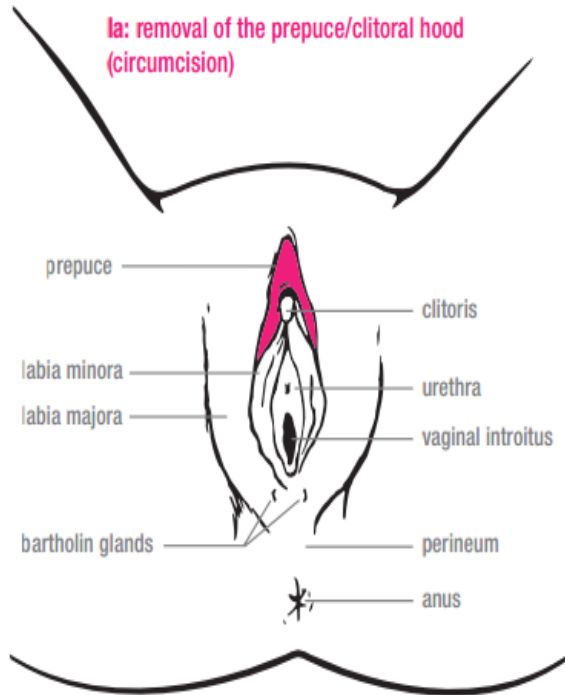
World Health Organization (2016)₁

FGM Type 1 and subtypes

Type I Partial or total removal of the clitoris (clitoridectomy) and/or the prepuce

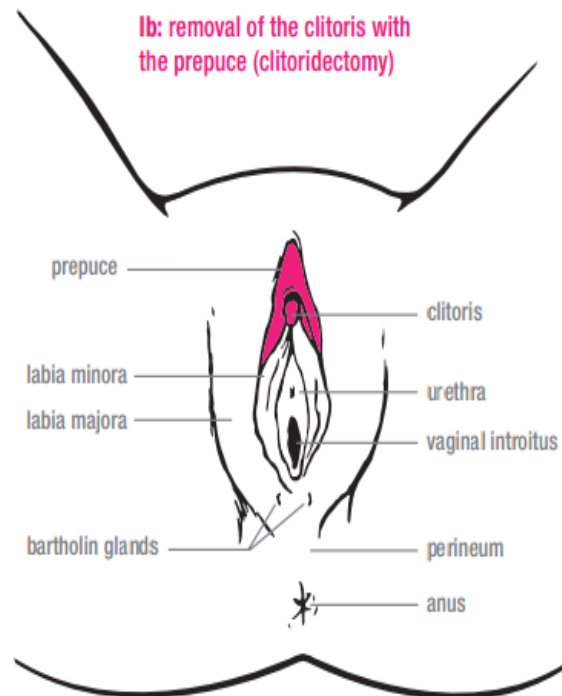
FGM Type I

Ia: removal of the prepuce/clitoral hood (circumcision)



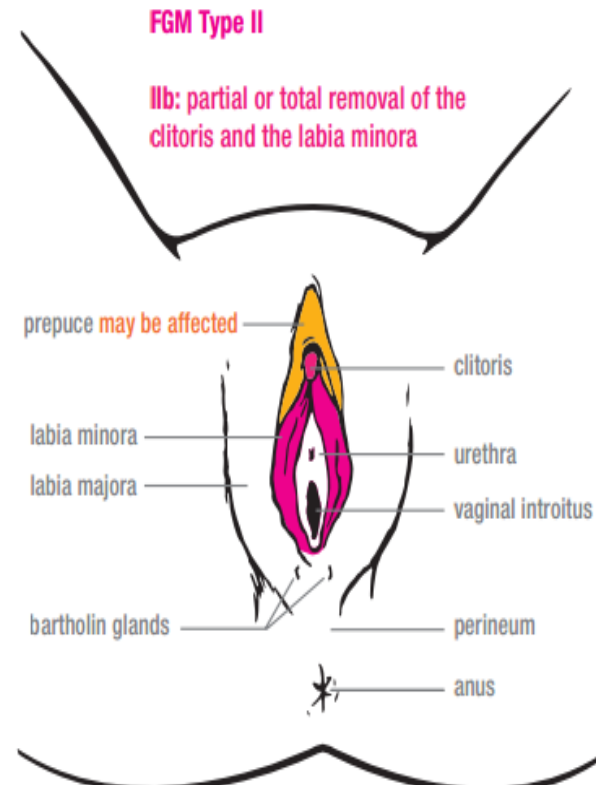
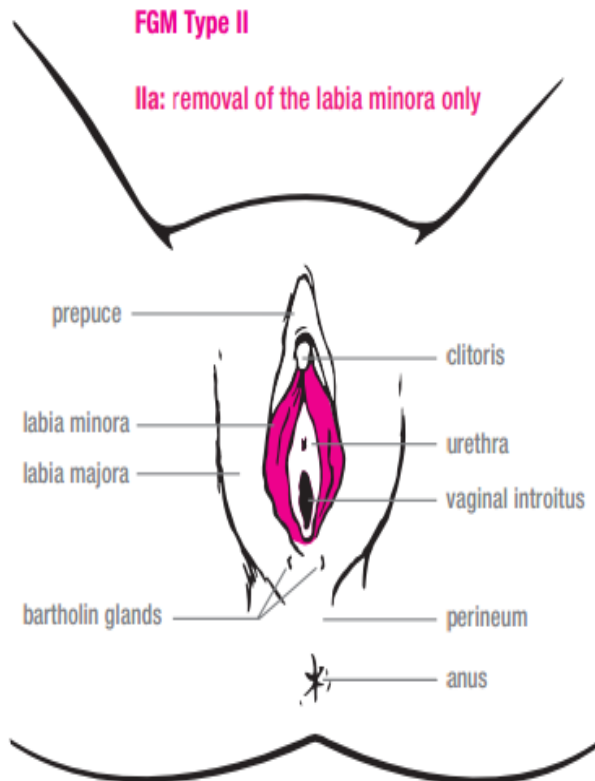
FGM Type I

Ib: removal of the clitoris with the prepuce (clitoridectomy)



FGM Type 2 and subtypes

Type II Partial or total removal of the clitoris and the labia minora, with or without excision of the labia majora (excision)

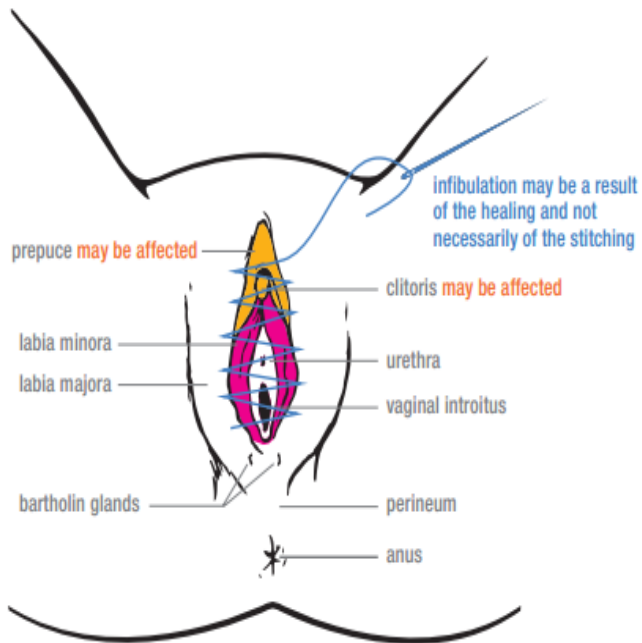


FGM Type 3 and subtypes

Type III Narrowing of the vaginal orifice with the creation of a covering seal by cutting and appositioning the labia minora and/or the labia majora, with or without excision of the clitoris (infibulation)

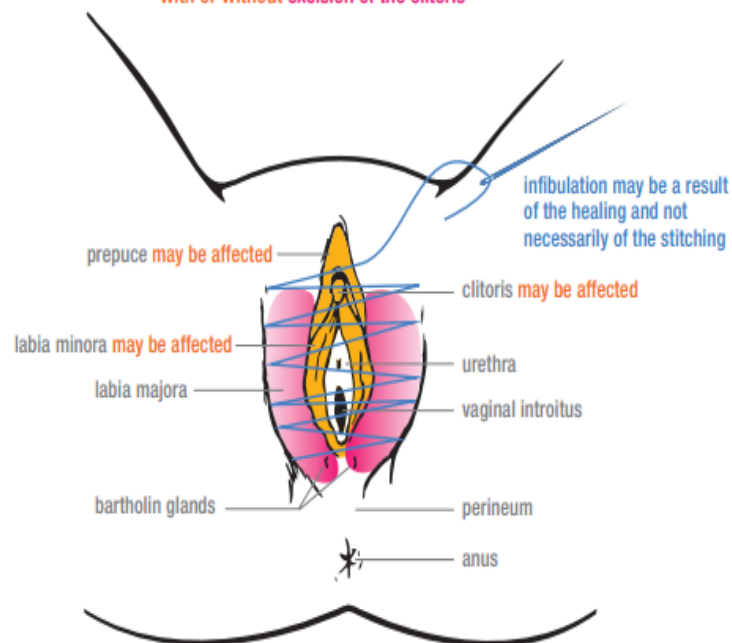
FGM Type III

IIIa: removal and appositioning the labia minora with or without excision of the clitoris



FGM Type III

IIIb: removal and appositioning the labia majora with or without excision of the clitoris



Type 3

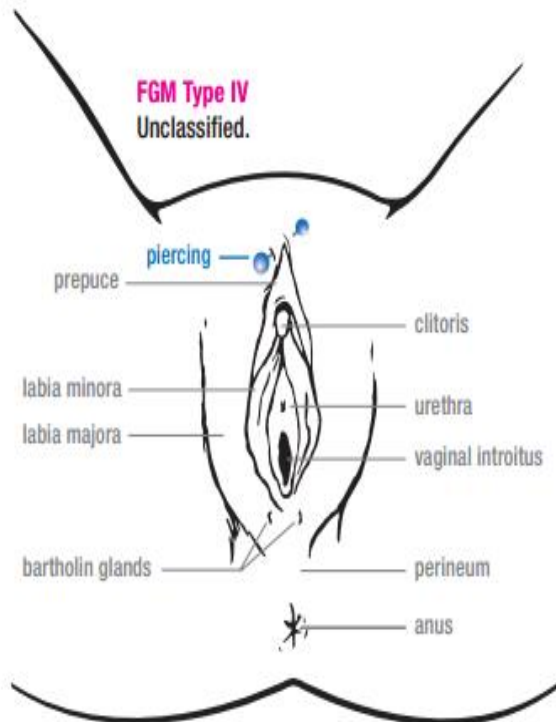


Type 3



FGM Type 4

Type IV All other harmful procedures to the female genitalia for non-medical purposes, for example: pricking, pulling, piercing, incising, scraping and cauterization



EPIDEMIOLOGY

Global Epidemiology

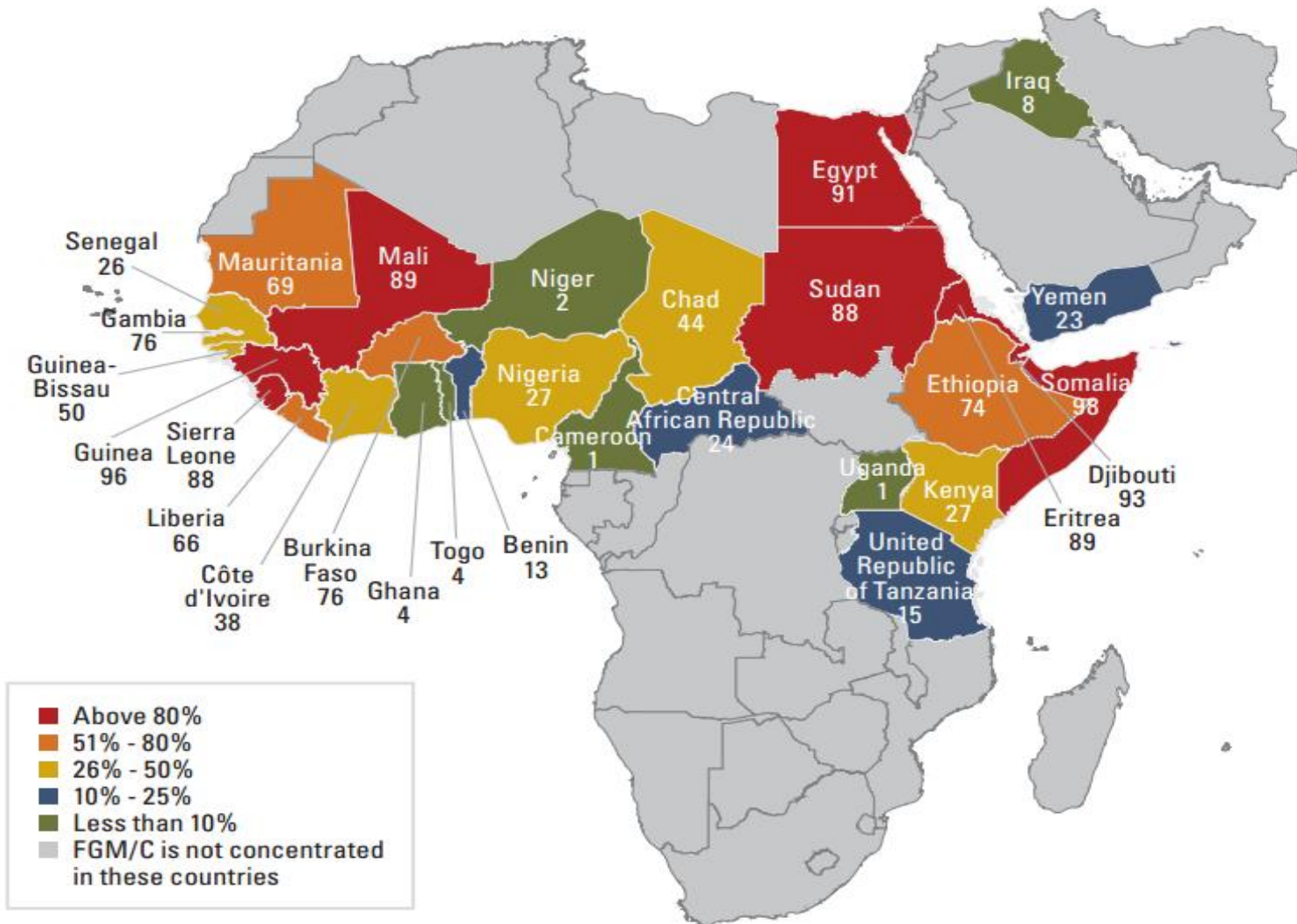
At least 200 million girls and women in 30 countries have experienced FGM

Of these 200 million, more than half live in Indonesia, Egypt and Ethiopia

44 million are girls below age 15

Current progress is insufficient to keep up with increasing population growth. If trends continue, the number of girls and women undergoing FGM/C will rise significantly over the next 15 years ²

FGM Prevalence across Africa₃





»

»

FGM has also been documented by WHO in countries such as India, Indonesia, Iraq, Israel, Malaysia and United Arab Emirates. There are also anecdotal reports FGM occurs in several other countries including Colombia, Democratic Republic of Congo, Oman, Peru and Sri Lanka.

Estimated FGM Prevalence

- Indonesia - 86-100% ¹¹
- India (Dwoodi Bohra) - prevalence unknown ¹¹
- Iran - 40-85% minority tribes only ¹¹
- Iraq - 38-70% (Kurdistan boarder)¹¹
- Kurdistan - 41-73% ¹¹
- Colombia - 50% Embera tribe ¹²
- Malaysia - 62% (some religious groups)¹³

NZ Population Snapshot

	Female population in NZ	Auckland	Born in NZ	Prevalence in Country of Origin
Indonesian	2301 (55.6% female)	60%	23%	86 -100%
Egyptian	507 (45.7% female)	47.6%	22.3%	91%
Ethiopian	664 (53.3% female)	61.9%	23.1%	74%
Somali	809 (50% female)	33.1% (Waikato)	31.3%	98%
Eritrean	126 (51.9% female)	58%	17.5%	89%
	4,407 females			

2013 Census Data

BACKGROUND TO THE PRACTICE

HOW FGM IS PERFORMED

WAC NIGERIA



INDONESIA - FGM A CUTTING TRADITION



Photo - Stephanie Sinclair, Story - Sara Corbett

Female circumcisers and their attendants waiting in an elementary-school classroom, where they do their work. When a girl is taken — usually by her mother — to a free circumcision event held each spring in Bandung, [Indonesia](#), she is handed over to a small group of women who, swiftly and yet with apparent affection, cut off a small piece of her genitals.

BELIEFS SUSTAINING THE PRACTICE

Handwritten text in a non-Latin script, possibly Arabic or Urdu, rendered in blue chalk on a light blue wall. The text is arranged in two lines, with the top line containing four characters and the bottom line containing three characters.



Sexuality
Tradition
Myths
Religion
The position of women
Family honour/bride price
Lack of education
Role of circumcisors
Sociological pressures¹⁷

***"I cannot sacrifice my child.
Either way, she suffers. What
am I to do?"***

***As a midwife I know the terrible
health results. As a mother, I
know how the child suffers from
being teased, insulted and
excluded by her friends.***

***She will face even worse
problems later when the family
of the man to whom she will be
given in marriage will turn her
down as 'unfit'.***

***How can we stop these
operations as long as we know
that if our girls are not
circumcised - they will not find
husbands and they will blame
their mother.***

***Their lives will be ruined either
way!"***



COMPLICATIONS

Complications

Short term complications

Shock, bleeding, pain, urinary retention, injury to adjacent tissue, infection, fracture or dislocation, failure to heal, death ⁴

Long term complications

Difficulty passing urine, UTIs, difficulty with menstruation, chronic pelvic infections & infertility, HIV transmission, difficulties with sexual health screening, genital tissue damage ⁴

Complications

Labour and birth complications

Difficulty assessing the progress of labour, bleeding, possible long term obstetric complications, infant resuscitation at delivery, stillbirth and neonatal death.

Sexual complications

Difficulty with sexual intercourse, painful intercourse, fear associated with intercourse, reduced sexual desire and arousal, decreased lubrication, reduced frequency of orgasm, inability to orgasm. ⁴

Complications

Psychosocial complications

Little research conducted

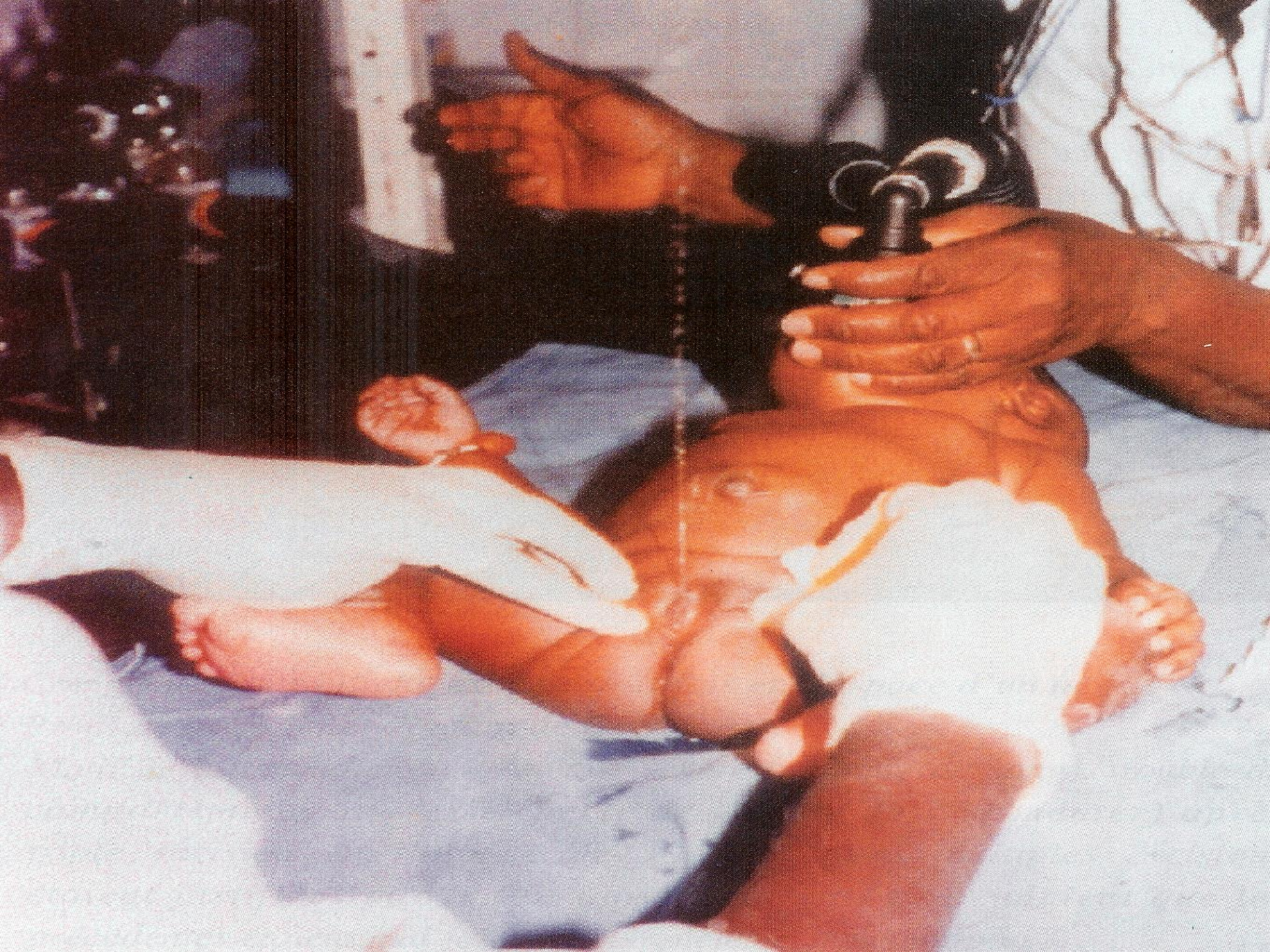
Case studies in Western countries

Children: fear, submission, loss of trust, betrayal, anxiety, fear of being circumcised. **Adults:** anxiety, depression, PTSD ⁴

Psychological trauma of NOT undergoing FGM

Stigma, alienation from their peers and community, shame, fear of being outcast from family and ineligible for marriage, fear of being ostracised and considered promiscuous.





Psychosocial Complications

- **Case studies in Western countries**

Children: fear, submission, loss of trust, betrayal, anxiety, fear of being circumcised.

Adults: anxiety, depression, PTSD, sexual dysfunction and feelings of incompleteness. ²¹

- **Psychological trauma of NOT undergoing FGM**

Stigma, alienation from their peers and community, shame, fear of being outcast from family and ineligible for marriage, fear of being ostracised and considered promiscuous.

**CONSIDERATIONS FOR CULTURALLY
COMPETENT CARE**



“When my midwife here examined me, she was shocked and angry. She put her hands on her hips and said ‘Why did you do that!’ I felt very ashamed.”

Experiences in Western Health services

- Attitudes of Health Professionals (unconscious bias)
- Lack of knowledge
- Involvement of father in sexual health issues
- Labour and delivery experiences
- Poor communication regarding delivery and postpartum care
- Counselling – foreign concept



“My Doctor never talked about re-stitching the circumcision or what would happen afterwards...I was left wide open and thought I was incontinent for months”



“We are very shy showing Doctors our private parts because they are shocked at what they see, and they often call in the other Doctors and nurses to look at us...we sometimes feel too ashamed to go back to them.”

FGM 2008 Health Care Survey

- overall increase in FGM awareness amongst health professionals
- lack of communication between LMC's and women
- significant lack of antenatal genital assessments
- lack of labour and birth planning
- higher rate of caesarean sections ¹⁶

Considerations for culturally competent care

- Cultural awareness and sensitivity (religion)
- FGM understanding
- Refugee issues
- Health professionals' own attitudes
- Terminology
- Appropriate use of interpreters
- Sexuality issues – clitoral restoration
- Access CALD Resources www.caldresources.org.nz

Case Study

Amina is a woman originally from Somali. She lived in Sudan for many years and is a registered nurse. She and her husband Abdi arrived in New Zealand 10 months ago under the Refugee Quota. Amina and Abdi have been married 7 years. She has been pregnant 4 times and has not carried full term. They are desperate for a child.

Amina has been referred to a midwife by a GP. She is 10 weeks pregnant.

Case Study

Yasmin arrived in New Zealand. She hadn't met her husband before but he picked her up at Auckland airport late one afternoon. She and her new husband lived in Maurewa and there were no other Ethiopian women living there.

She knew no one, she was very isolated and after 10 months of spending 10-12 hours alone each day while her husband was at work, her first daughter arrived. Her husband was violent and after 8 years of living in fear of being killed, she left him and took their two children.

She lived in Housing New Zealand accommodation with her children. She was receiving the domestic purposes benefit and working casually at a rest home, her father was terminally ill in Ethiopia and every spare dollar she had went to Ethiopia for his care. Recently, the Ministry of Social Development summonsed her to the Waitakere District Court and have charged her with benefit fraud of \$68,000. She can't sleep and cries frequently.

When I met Yasmin, she says she's not feeling well, her periods are very heavy and she is experiencing urinary incontinence. She tells me she is wearing a baby's nappy as her menstrual flow is extreme and she is unable to prevent leakage with usual pad. She tells me she has been incontinent of urine on and off through her life and it started when she was eight after her circumcision. It is unusual for Ethiopian girls to undergo FGM at eight years old and she tells me her mother worked for the government and it was just at the time when FGM was becoming illegal in Ethiopia. Her mother was fearful she would lose her government job if anyone found out. When Yasmin was eight her mother changed jobs and Yasmin was circumcised.

Yasmin has been to the GP about the heavy bleeding and was prescribed iron tablets. She was too fearful to talk to her doctor about her circumcision or her urinary incontinence. She has never talked to a health professional about the violence she suffered from her husband, the sexual violence she experienced while living with him for eight years or her overall sadness and loneliness.

Case Study

Amina is originally from Somalia and has been living in New Zealand with her husband Yusuf for five years. When she was four years old she underwent FGM Type 3, which is customary in Somalia. She has a two-year-old daughter and is 37 weeks pregnant with her second child. She had a caesarean section with her first child and is feeling nervous that she will have another caesarean with this child. She is 37 weeks pregnant but has not had a conversation with her midwife that she has experienced FGM.

Resources

FGM Resources

A range of comprehensive FGM Resources, including Antenatal, Delivery & Birth and Deinfibulation Guidelines and Child Protection Recommended Guiding Principles are available at: www.fgm.co.nz

Reference List

1. WHO Fact Sheet #241 Updated February 2016
2. United Nations Children's Fund, Female Genital Mutilation/Cutting: A global concern, UNICEF, New York, 2016.
3. Unicef, & UNICEF. (2013). Female Genital Mutilation/Cutting: A statistical overview and exploration of the dynamics of change. *New York: UNICEF.*
6. Sharfi, A. R., M. A. Elmegeboul, and A. A. Abdella. "The continuing challenge of female genital mutilation in Sudan." *African Journal of Urology* 19, no. 3 (2013): 136-140.
7. Macfarlane, A., & Dorkenoo, E. (2014). Female genital mutilation in England and Wales: updated statistical estimates of the numbers of affected women living in England and Wales and girls at risk. *Interim report on provisional estimates. London: Equality Now.*
8. Goldberg, H., Stupp, P., Okoroh, E., Besera, G., Goodman, D., & Danel, I. (2016). Female Genital Mutilation/Cutting in the United States: Updated Estimates of Women and Girls at Risk, 2012. *Public Health Reports, 131(2).*
9. Current situation of FGM in France(2012) European institute of Gender Equality.

References

10. <http://www.nofgmoz.com/2014/03/25/new-statistics-of-girls-at-risk-of-fgm-in-australia/>
11. <http://www.stopfgmmideast.org/countries/iraq/>
12. www.theguardian.com/global-development/2015/nov/19/colombia-embera-female-genital-mutilation-mystery-myth-misgiving
- 13 <http://unfpa.org/co/wp-content/uploads/2013/09/proyectoembera.pdf>
- 14 <file:///C:/Users/melis/Downloads/kanita%20matters%20issue%2010.pdf>
15. Jacoby, S. D., & Smith, A. (2013). Increasing Certified Nurse-Midwives' Confidence in Managing the Obstetric Care of Women with Female Genital Mutilation/Cutting. *Journal of Midwifery & Women's Health*, 58(4), 451-456.
16. Denholm, N, & Powell, M (2009) FGM (2008) Health Care Survey. Ministry of Health. Wellington.
17. Denholm, N (2004) FGM in New Zealand. Ministry of Health. Wellington.
- 18 Said, A. (2015). *Stories and strategies of women living with Female Genital Mutilation in Auckland communities* (Doctoral dissertation, Auckland University of Technology).
19. Isman, E., Mahmoud Warsame, A., Johansson, A., Fried, S., & Berggren, V. (2013). Midwives' experiences in providing care and counselling to women with female genital mutilation (FGM) related problems. *Obstetrics and gynecology international*, 2013.
20. Abdulcadir, J., Rodriguez, M. I., & Say, L. (2015). Research gaps in the care of women with female genital mutilation: an analysis. *BJOG: An International Journal of Obstetrics & Gynaecology*, 122(3), 294-303.
21. WHO Clinical Care Guidelines 2016

Contact Details

Ayan Said

021 938 566

AyanS@adhb.govt.nz

FGM Education Programme

PO Box 99350 Newmarket

Auckland

New Zealand

PH: +64 9 302 4031

Email: info@fgm.co.nz

Web: www.fgm.co.nz